



V Series

On-Screen Display Manual

Version 3.0 / September 23, 2020


Contents

Accessing the Menu	3
Support	3
Picture Menu Settings	4
Picture Mode User.....	4
Color Temperature User.....	4
Backlight On.....	4
Option Menu	5
OSD Language.....	5
Channel & Application Menus	6
Software Update (USB).....	6
DMP	6
Input Source.....	6

Accessing the Menu

To access the V Series LCD menu, press the hard **MENU/EXIT** button on the side of the unit **4 times within 2 seconds**.

(For players purchased before August 2018, the sequence may be “MENU UP UP UP” within two seconds.)

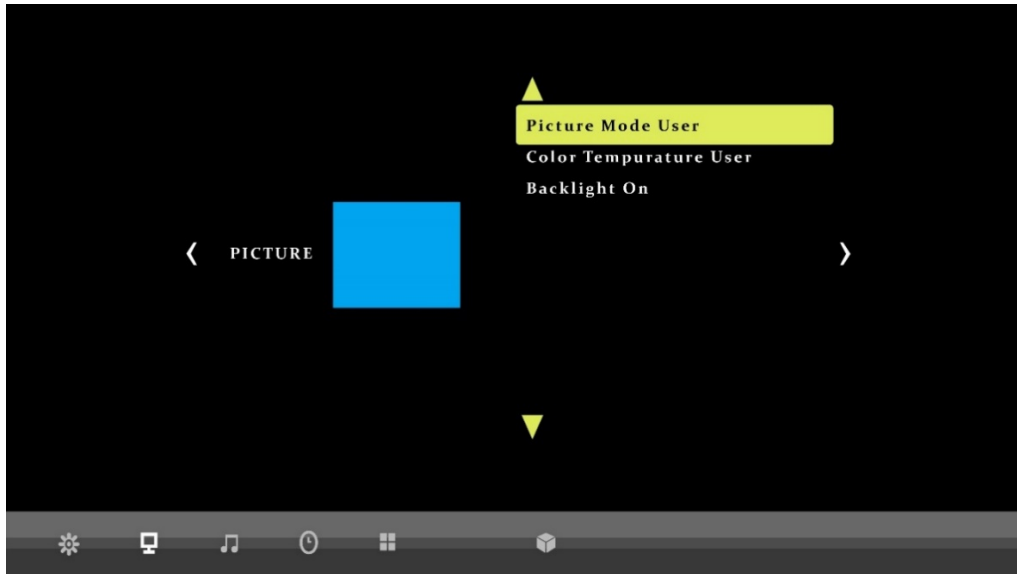


Use the **DOWN** or **UP** buttons to scroll through the menu and press the **SELECT** button to access any option.

Support

For more information, contact support@thebluefin.com or visit www.thebluefin.com

Picture Menu Settings



Picture Mode User

Adjust the contrast, brightness, color, and sharpness of your player. Scroll with the **UP** or **DOWN** buttons to select a picture setting. Adjust each individual setting with the **VOL+** and **VOL-** buttons.

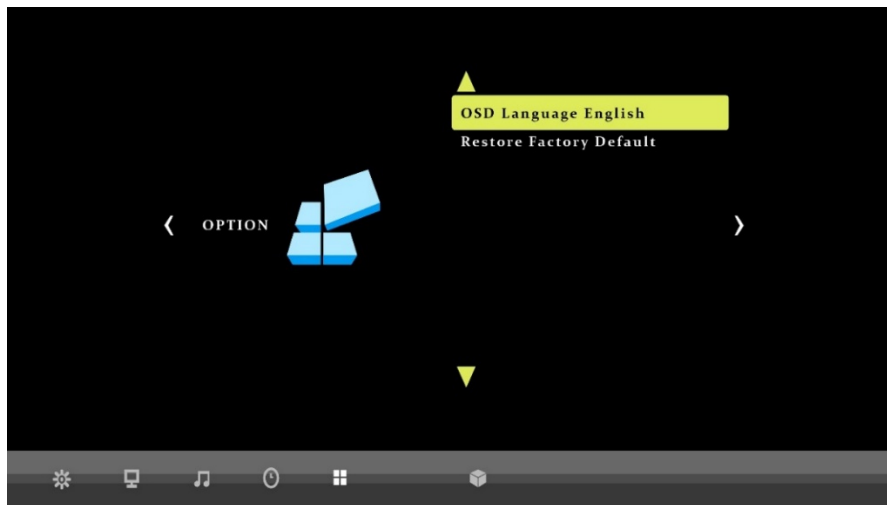
Color Temperature User

Adjust the RGB (red, green, blue) settings of your player. Adjust each individual color with the **VOL+** and **VOL-** buttons.

Backlight On

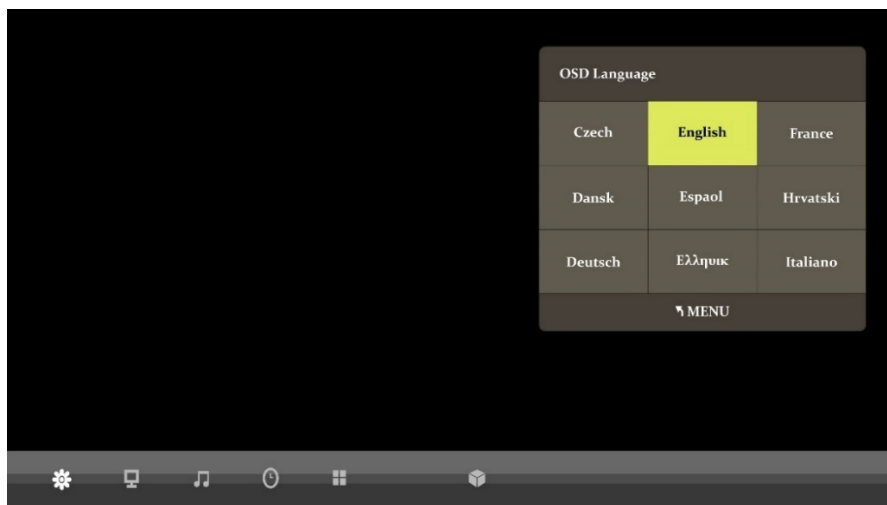
Adjust the brightness of the screen's backlight with the **VOL+** and **VOL-** buttons.

Option Menu



OSD Language

Navigate the OSD language menu with **VOL+** (right) **VOL-** (left), **UP** or **DOWN** buttons and select a language. When the desired language is highlighted yellow, press the **MENU/EXIT** button to set the OSD language.



In the event of a player being set to a non-latin language, you may reset the player to English with the following options:

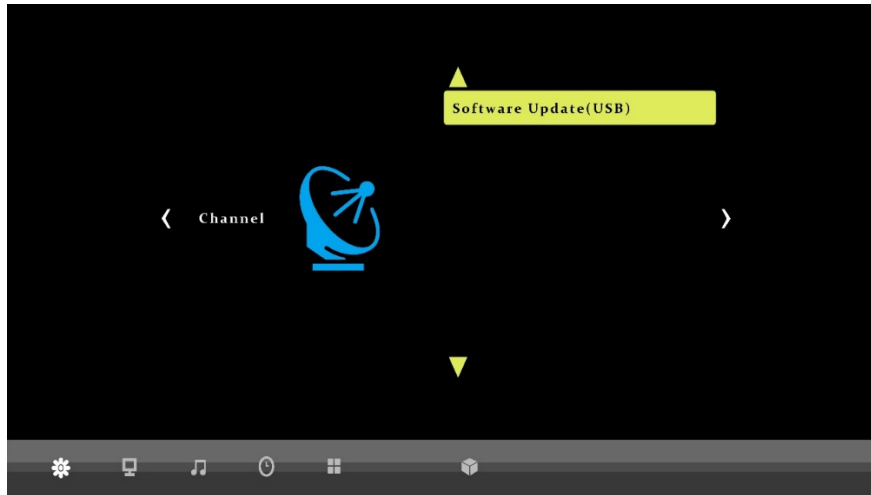
Chinese - 英語

Japanese - 英語

Greek - Αγγλικά

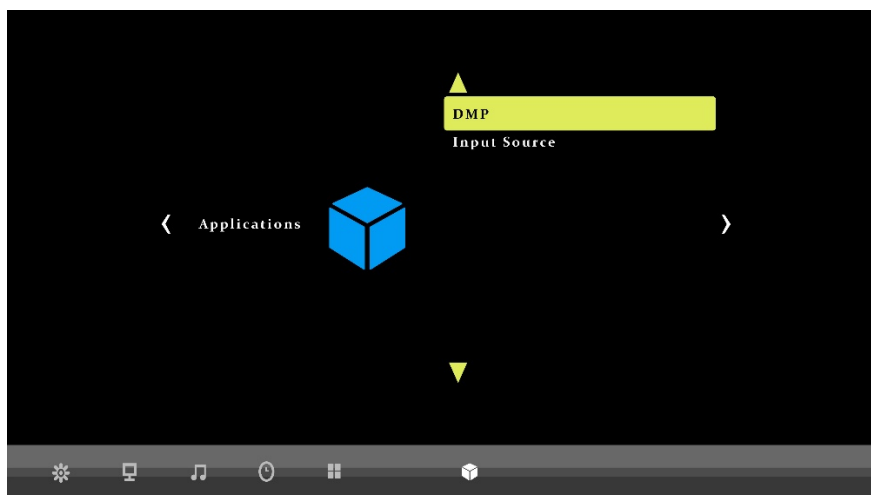
Channel & Application Menus

These menus are not required for normal configuration and operation, and exist primarily for troubleshooting purposes.



Software Update (USB)

This legacy feature is no longer supported. Please see our V Series Manual or BrightSign Built-In manual for more information on updating screen firmware.



DMP

Selects the V Series Digital Media player and an input. This option is selected by default when powered on with a Micro-SD card.

Input Source

Selects an external input source. This option is selected by default when powered on with an external HDMI input and no Micro-SD card.